

SEMITON



User manual

arper

Find beauty in mixing it up

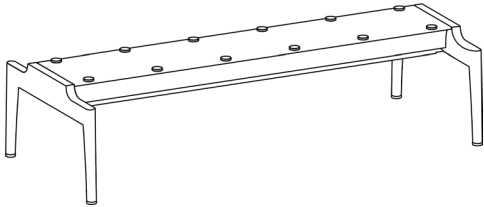
Mix it up, pull it out, put it away, make some space, set it on display. Endlessly customizable and finished on all sides for nomadic use, the Semiton is an adaptive piece that adds structure, surface, and storage to any space. Different shelving and storage modules along with a broad range of finishes provide almost infinite configurations, that can be expanded with further modules in order to adapt to different needs and demands. Whether used as a surrounding structure or striking centerpiece, Semiton offers beautiful possibilities.

CONTENTS

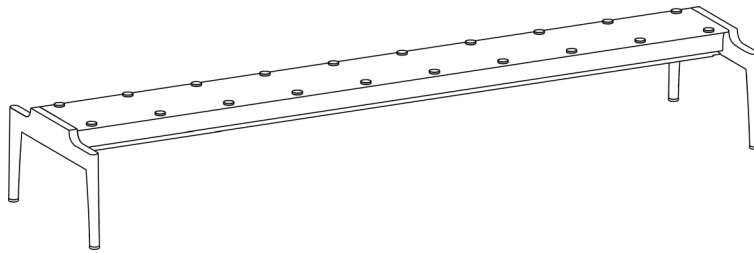
— Overview	4
— Composition Guide	6
Step 1 — Choose the structure	7
Step 2 — Compose the cabinet	8
Step 3 — Choose finishes:	11
• general overview	11
• detail by article	14
— Electrification	27

OVERVIEW

Structure modules

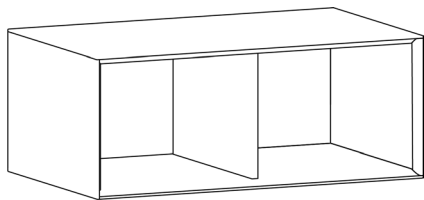


Art. 7500

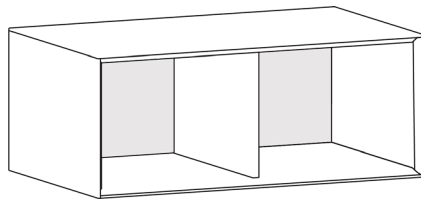


Art. 7501

Storage modules



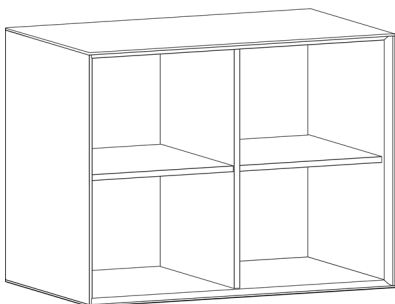
Art. 7502/7503



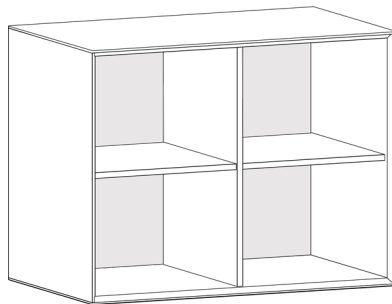
Art. 7504/7505



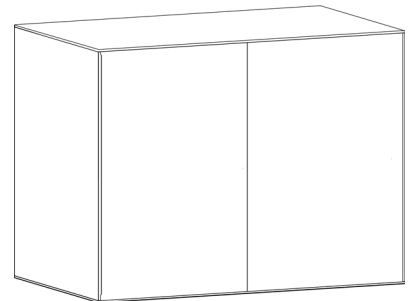
Art. 7506/7507



Art. 7508/7509



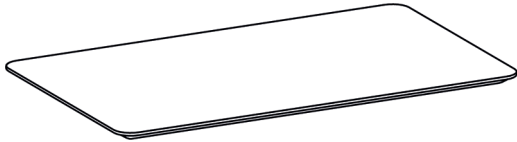
Art. 7510/7511



Art. 7512/7513

OVERVIEW


Table modules




Art. 7514



Art. 7516



Art. 7515



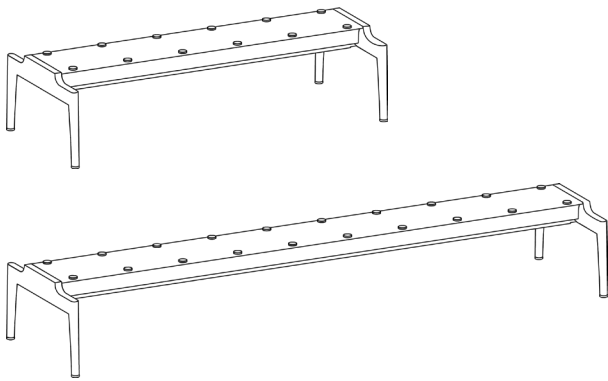
Art. 7517

COMPOSITION

GUIDE

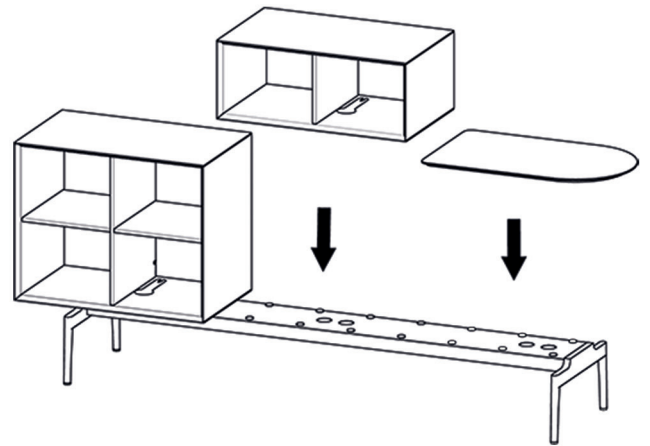
STEP 1 / 3

– Choose the structure



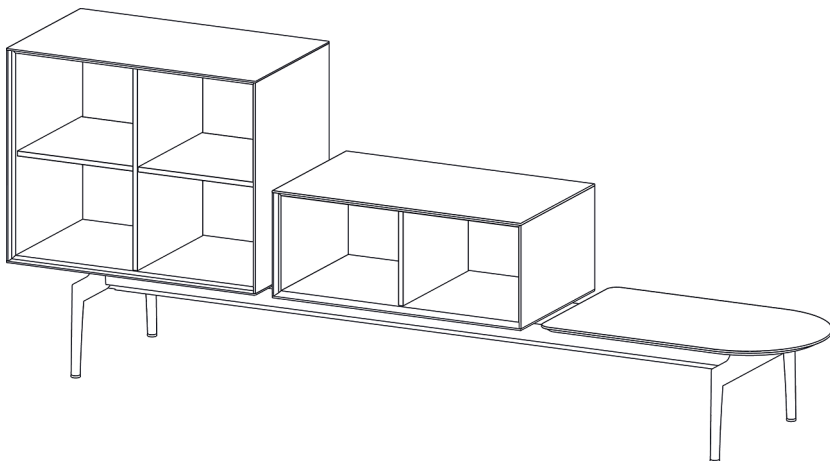
STEP 2 / 3

– Compose the cabinet



STEP 3 / 3

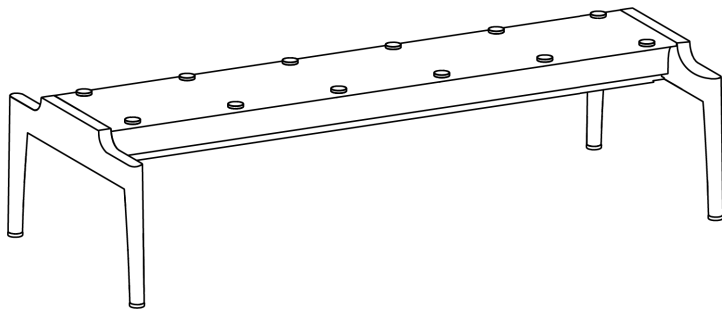
– Choose finishes



STEP 1 / 3 – Choosing the structure

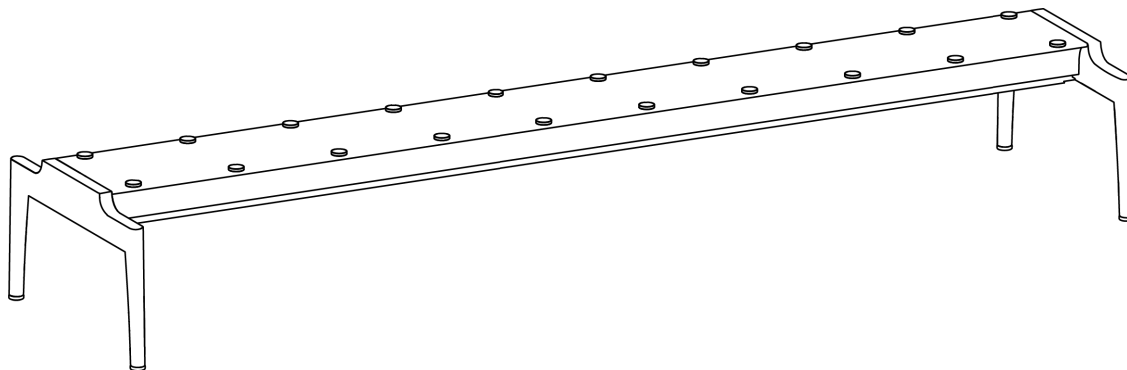
Choose one of the two available structures, consisting of a crossbar and a pair of painted aluminium legs, prepared for cable routing and equipped with adjustable feet. The structure is available in two sizes to accommodate two or three units* respectively. The units will always be spaced 5 cm apart.

Art. 7500



- Structure dimensions: 115 x 49 x h 28.5 cm
- Finished overall dimensions with modules: 155 x 49 x h 28.5 cm
- Accommodates 2 units*

Art. 7501



- Structure dimensions: 195 x 49 x h 28.5 cm
- Finished overall dimensions with modules: 235 x 49 x h 28.5 cm
- Accommodates 3 units*

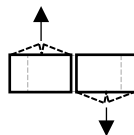
*UNITS = available slots that can be occupied by storage modules or top modules.

STEP 2 / 3 – Composing the cabinet

Choose the container and table modules with which to occupy the available units above the chosen structure.

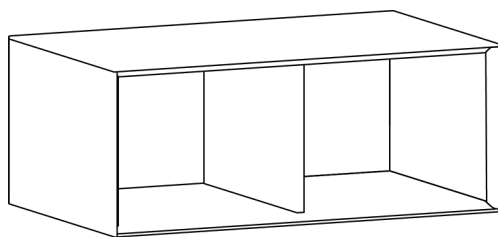
Storage modules

The storage modules must be placed on the structures in place of the plan modules. They are available in two heights H. 30 cm and H. 60 cm, in three different versions: shelf, open or equipped with flap doors (for the H.30 cm version) or hinged doors (for the H.60 cm version). The different modules are arranged for wiring, allowing an efficient cables passage management. The storage modules can be oriented in either direction.




Art. 7502 - Module H. 30 cm, through version in lacquered MDF


Art. 7503 - Module H. 30 cm, through version in lacquered MDF + wood (for internal separator)



– Dimensions 75x45 cm H.30 cm

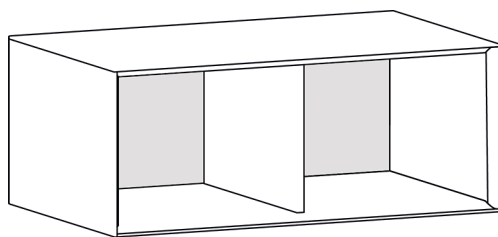
– Occupies 1 unit

Lacquered MDF version see finishes on page 14 

Lacquered MDF + wood version see finishes on page 17 


Art. 7504 - Module H. 30 cm, open version in lacquered MDF


Art. 7505 - Module H. 30 cm, open version in lacquered MDF + wood (for back and internal separator)



– Dimensions 75x45 cm H.30 cm

– Occupies 1 unit

Lacquered MDF version see finishes on page 15 

Lacquered MDF + wood version see finishes on page 18 


Art. 7506 - Module H. 30 cm, version with flap door in lacquered MDF


Art. 7507 - Module H. 30 cm, version with flap door in lacquered MDF + wood (for back, doors and internal separator)



– Dimensions 75x45 cm H.30 cm

– Occupies 1 unit

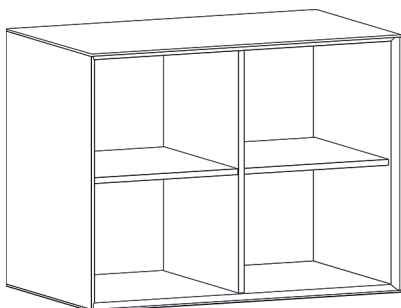
Lacquered MDF version see finishes on page 16 

Lacquered MDF + wood version see finishes on page 19 

Semiton


Art. 7508 - Module H. 60 cm, through version in lacquered MDF


Art. 7509 - Module H. 60 cm, through version in lacquered MDF + wood (for internal separator and horizontal shelf)



– Dimensions 75x45 cm H.60 cm

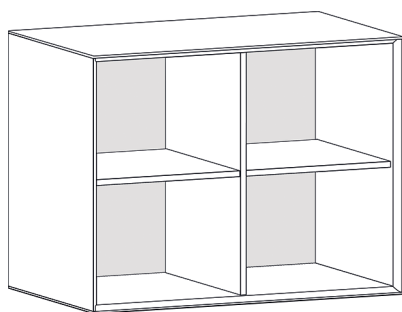
– Occupies 1 unit

Lacquered MDF version see finishes on page 20 

Lacquered MDF + wood version see finishes on page 23 


Art. 7510 - Module H. 60 cm, open version in lacquered MDF


Art. 7511 - Module H. 60 cm, open version in lacquered MDF + wood (for back, internal separator and horizontal shelf)



– Dimensions 75x45 cm H.60 cm


– Occupies 1 unit

Lacquered MDF version see finishes on page 21 

Lacquered MDF + wood version see finishes on page 24 


Art. 7512 - Module H. 60 cm, version with hinged doors in lacquered MDF inside)

Art. 7513 - Module H. 60 cm, version with hinged doors in lacquered MDF + wood (for back, doors, internal separator and horizontal shelf)



– Dimensions 75x45 cm H.60 cm

– Occupies 1 unit

Lacquered MDF version see finishes on page 22 

Lacquered MDF + wood version see finishes on page 25 

Top modules


Rectangular top modules and rectangular with rounded sides top modules can be placed on the structures in replace of the storage modules. All tops are available in two sizes L75 cm or L155 cm. The ones with rounded side can be positioned exclusively on the right or left side of the single configurations, with the rounded side always facing outward.

Art. 7514 – Rectangular top



– Dimensions 75x45 cm

– Occupies 1 unit


See finishes on page 12 

Art. 7516 – Rectangular top



– Dimensions 155x45 cm

– Occupies 2 unit


See finishes on page 12 

Art. 7515 – Rectangular top with rounded side



– Dimensions 75x45 cm

– Occupies 1 unit

See finishes on page 12 

Art. 7517 – Rectangular top with rounded side



– Dimensions 155x45 cm



























– Occupies 2 unit

See finishes on page 12 

STEP 3 / 3 – Choose finishes















Finishes - container modules

Lacquered textured MDF

	Shell	Door/Back				Separator
	Lacquered textured	Lacquered textured				Lacquered textured
White	 M24 White traffic	 M24 White traffic			 M24 White traffic	
Black	 M25 Black	 M25 Black			 M25 Black	
Yellow	 M18 Autumn yellow	 M18 Autumn yellow	 M19 Dijon yellow	 M21 Ginger yellow	 M18 Autumn yellow	
Red	 M30 Oxidised red	 M30 Oxidised red	 M38 Siena red	 M69 Coral pink	 M30 Oxidised red	
Green	 M70 Tourmaline green	 M70 Tourmaline green	 M71 Antique green	 M72 Prenhite green	 M70 Tourmaline green	
Blue	 M67 Neptune blue	 M67 Neptune blue	 M73 North Sea blue	 M74 Sky blue	 M67 Neptune blue	


Finishes - container modules

Lacquered textured MDF and wood

	Shell	Door	Separator
	Lacquered textured	Wood	Wood
White	 M24 White traffic	 L0022 Natural oak	 L0022 Natural oak
Black	 M25 Black	 L0028 Walnut	 L0028 Walnut
Yellow	 M18 Autumn yellow	 L0027 Heat-treated oak	 L0027 Heat-treated oak
Red	 M30 Oxidised red	 L0006 Black	 L0006 Black
Green	 M70 Tourmaline green		
Blue	 M67 Neptune blue		

Finishes - container modules

The tops are made in MDF with finish in reconstituted oak or walnut



L0006
Black stained oak



L0022
Natural Oak



L0027
Heat-treated oak



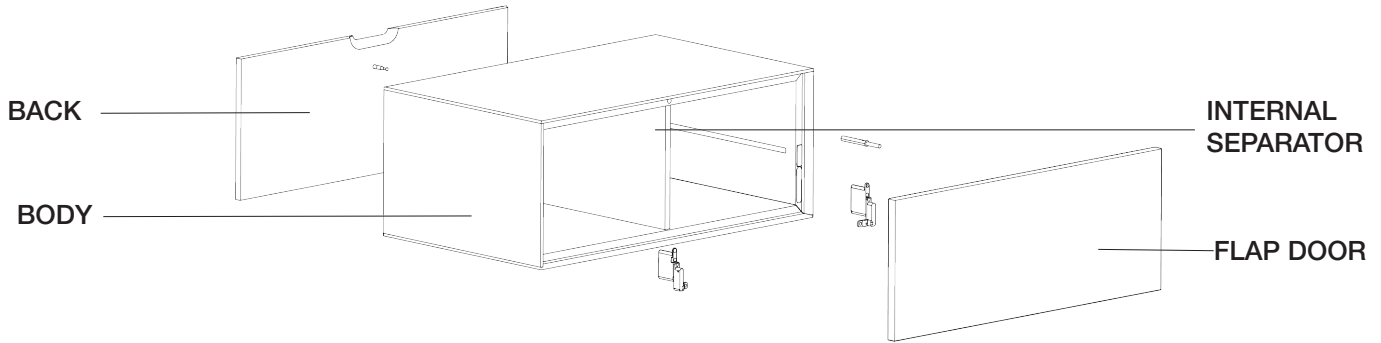
L0028
Walnut

Detail by article (storage modules)

KEY

The storage module H. 30 cm, available in three versions: through, open or with flap door.
Each module has a central separator. The back has the same finish on both sides.

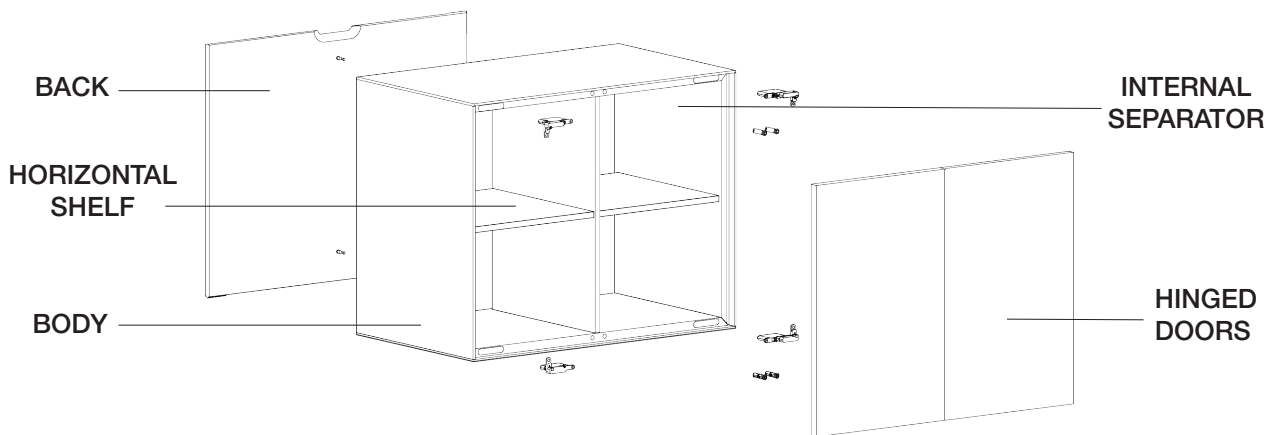
H. 30 cm



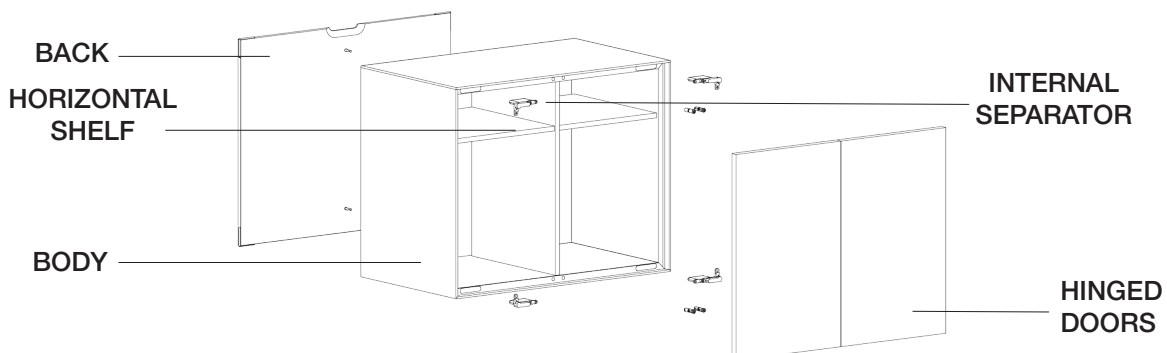
The storage module H. 60 cm, available in three versions: through, open or with hinged doors. The back has the same finish on both sides. Each module has a central internal separator and a horizontal shelf. The position of the horizontal shelf is configurable at two levels (middle or high). The choice between the two options is to be defined at during ordering and cannot be changed at a later stage.

H. 60 cm

Storage module with central horizontal shelf



Storage module with high horizontal shelf



Art. 7502 - storage module h.30 cm through version in lacquered MDF


Body	Textured lacquered MDF in one of 6 available colours
Internal Separator	Textured lacquered MDF in the same colour as the body
Back	-
Horizontal Shelf	-
Flap Door	-



M24



M25



M30



M70



M67

Art. 7504 - storage module h.30 cm open version in lacquered MDF

Body	Textured lacquered MDF in one of 6 available colours
Internal Separator	Textured lacquered MDF in the same colour as the body
Back	Textured lacquered MDF in the same colour as the body or by choosing one of the two lighter shades within the chosen colour palette*
Horizontal Shelf	-
Flap Door	-




M24




M25


* The white and black versions are always single-coloured (with the back in the same finish as the body/inside separator).




M18




M18+M19




M18+M21




M30




M30+M38




M30+M69




M70




M70+M71




M18+M72



M67



M67+M73



M67+M74

Art. 7506 - storage module h.30 cm flap door version in lacquered MDF

Body	Textured lacquered MDF in one of 6 available colours
Internal Separator	Textured lacquered MDF in the same colour as the body
Back	Textured lacquered MDF in the same colour as the body or by choosing one of the two lighter shades within the chosen colour palette*
Horizontal Shelf	-
Flap Door	Textured lacquered MDF in the same colour as the back



M24




M25


* The white and black versions are always single-coloured (with the back in the same finish as the body/inside separator).




M18




M18+M19




M18+M21




M30




M30+M38




M30+M69




M70




M70+M71




M18+M72



M67



M67+M73



M67+M74

Semiton

Art. 7503 - storage module h.30 cm through version in lacquered MDF+wood

Body	Textured lacquered MDF in one of 6 available colours
Internal Separator	MDF with reconstituted finish in one of 4 available oak or walnut wood options (see table below)
Back	-
Horizontal Shelf	-
Flap Door	-



M24+L0022
Alternatives L0028/L0027/ L0006



M25+L0022
Alternatives L0028/L0027/L0006



M18+ L0022
Alternatives L0027/L0028/L0006



M30+L0022
Alternatives L0028/L0027/L0006




M70+ L0022
Alternatives L0027/L0028/L0006



M67+L0022
Alternatives L0028/L0027/L0006

4 AVAILABLE WOOD OPTIONS



L0006
Black stained oak



L0022
Natural Oak



L0027
Heat-treated oak



L0028
Walnut

Art. 7505 - storage module h.30 cm open version in lacquered MDF+wood

Body	Textured lacquered MDF in one of 6 available colours
Internal Separator	MDF with reconstituted finish in one of 4 available oak or walnut wood options (see table below)
Back	MDF in the same finish as the internal separator
Horizontal Shelf	-
Flap Door	-



M24+L0022

Alternatives L0028/L0027/L0006




M25+ L0022

Alternatives L0028/L0027/L0006



M18+L0022

Alternatives L0028/L0027/L0006



M30+ L0022

Alternatives L0028/L0027/L0006



M70+L0022


Alternatives L0028/L0027/L0006



M67+ L0022

Alternatives L0028/L0027/L0006

4 AVAILABLE WOOD OPTIONS



L0006
Black stained oak



L0022
Natural Oak



L0027
Heat-treated oak



L0028
Walnut

Art. 7507 - storage module h.30 cm flap door version in lacquered MDF+wood


Body	Textured lacquered MDF in one of 6 available colours
Internal Separator	MDF with reconstituted finish in one of 4 available oak or walnut wood options (see table below)
Back	MDF in the same finish as the internal separator
Horizontal Shelf	-
Flap Door	MDF in the same finish as the internal separator and back




M24+ L0022
Alternatives L0028/L0027/L0006




M25+L0022
Alternatives L0028/L0027/L0006



M18+ L0022
Alternatives L0028/L0027/L0006



M30+ L0022
Alternatives L0028/L0027/L0006




M70+ L0022
Alternatives L0028/L0027/L0006



M67+L0022
Alternatives L0028/L0027/L0006

4 AVAILABLE WOOD OPTIONS



L0006
Black stained oak



L0022
Natural Oak



L0027
Heat-treated oak



L0028
Walnut

Art. 7508 - storage module h.60 cm through version in lacquered MDF

Body	Textured lacquered MDF in one of 6 available colours
Internal Separator	Textured lacquered MDF in the same colour as the body
Back	-
Horizontal Shelf	Textured lacquered MDF in the same colour as the body and internal separator
Hinged Doors	-



M24



M25



M18



M30



M70



M67

NB: when ordering, specify the position of the horizontal shelf which can be configured at two levels: middle or high

Art. 7510 - storage module h.60 cm open version in lacquered MDF

Body	Textured lacquered MDF in one of 6 available colours
Internal Separator	Textured lacquered MDF in the same colour as the body
Back	Textured lacquered MDF in the same colour as the body and internal separator or by choosing one of the two lighter shades within the chosen colour palette*
Horizontal Shelf	Textured lacquered MDF in the same colour as the body and internal separator
Hinged Doors	-



M24



M25

* The white and black versions are always single-coloured (with back in the same finish as the body/internal separator).

NB: when ordering, specify the position of the horizontal shelf which can be configured at two levels: middle or high.



M18




M18+M19



M18+M21



M30




M30+M38




M30+M69



M70



M70+M71



M70+M72



M67



M67+M73



M67+M74

Semiton

Art. 7512 - storage unit h.60 cm hinged door version in lacquered MDF

Body	Textured lacquered MDF in one of 6 available colours
Internal Separator	Textured lacquered MDF in the same colour as the body
Back	Textured lacquered MDF in the same colour as the body and internal separator or by choosing one of the two lighter shades within the chosen colour palette*
Horizontal Shelf	Textured lacquered MDF in the same colour as the body and internal separator
Hinged Doors	Textured lacquered MDF in the same colour as the back



M24




M25

* The white and black versions are always single-coloured (with back in the same finish as the body/internal separator).


NB: when ordering, specify the position of the horizontal shelf which can be configured at two levels: middle or high.




M18




M18+M19




M18+M21



M30




M30+M38




M30+M69




M70




M70+M71




M18+M72



M67



M67+M73



M67+M74

Art. 7509 - storage module h.60 cm through version in lacquered MDF+wood

Body	Textured lacquered MDF in one of 6 available colours
Internal Separator	MDF with reconstituted finish in one of 4 available oak or walnut wood options (see table below)
Back	-
Horizontal Shelf	MDF in the same finish as the internal separator
Hinged Doors	-



M24+L0022

Alternatives L0028/L0027/L0006



M25+L0022

Alternatives L0028/L0027/L0006



M18+L0022

Alternatives L0028/L0027/L0006



M30+L0022

Alternatives L0028/L0027/L0006



M70+L0022


Alternatives L0028/L0027/L0006



M67+L0022

Alternatives L0028/L0027/L0006

4 AVAILABLE WOOD OPTIONS



L0006
Black stained oak



L0022
Natural Oak



L0027
Heat-treated oak



L0028
Walnut

NB: when ordering, specify the position of the horizontal shelf which can be configured at two levels: middle or high.

Art. 7511 - h.60 cm open module in lacquered MDF+wood

Body	Textured lacquered MDF in one of 6 available colours
Internal Separator	MDF with reconstituted finish in one of 4 available oak or walnut wood options (see table below)
Back	MDF in the same finish as the internal separator
Horizontal Shelf	MDF in the same finish as the internal separator and back
Hinged Doors	-



M24+L0022

Alternatives L0028/L0027/L0006



M25+L0022

Alternatives L0028/L0027/L0006



M18+L0022

Alternatives L0028/L0027/L0006



M30+L0022

Alternatives L0028/L0027/L0006



M70+L0022


Alternatives L0028/L0027/L0006



M67+L0022

Alternatives L0028/L0027/L0006

4 AVAILABLE WOOD OPTIONS



L0006
Black stained oak



L0022
Natural Oak



L0027
Heat-treated oak



L0028
Walnut

NB: when ordering, specify the position of the horizontal shelf which can be configured at two levels: middle or high.

Art. 7513 - module h.60 cm hinged door version in lacquered MDF+wood

Body	Textured lacquered MDF in one of 6 available colours
Internal Separator	MDF with reconstituted finish in one of 4 available oak or walnut wood options (see table below)
Back	MDF in the same finish as the internal separator
Horizontal Shelf	MDF in the same finish as the internal separator and back
Hinged Doors	MDF in the same finish as the internal separator, back and horizontal shelf



M24+L0022

Alternatives L0028/L0027/L0006



M25+ L0022

Alternatives L0028/L0027/L0006



M18+ L0022

Alternatives L0028/L0027/L0006



M30+ L0022

Alternatives L0028/L0027/L0006



M70+L0022


Alternatives L0028/L0027/L0006



M67+ L0022

Alternatives L0028/L0027/L0006

4 AVAILABLE WOOD OPTIONS



L0006
Black stained oak



L0022
Natural Oak



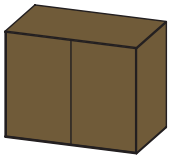
L0027
Heat-treated oak



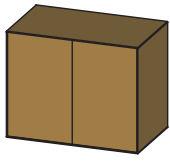
L0028
Walnut

NB: when ordering, specify the position of the horizontal shelf which can be configured at two levels: middle or high.

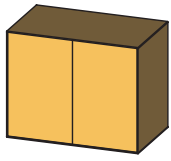
EXAMPLES OF POSSIBLE CONFIGURATIONS



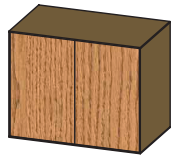
OK



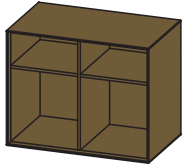
OK



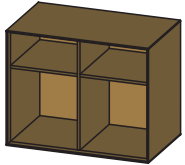
OK



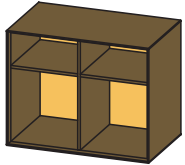
OK



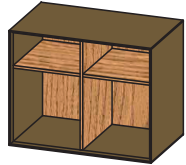
OK



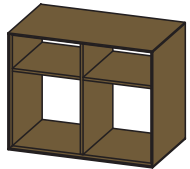
OK



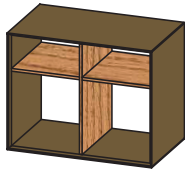
OK



OK

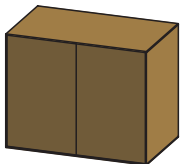


OK

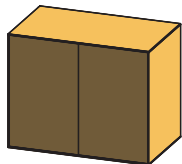


OK

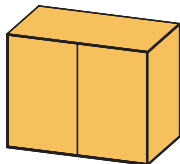
EXAMPLES OF IMPOSSIBLE CONFIGURATIONS



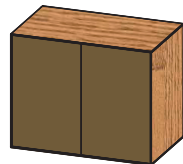
NO



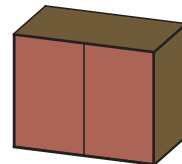
NO



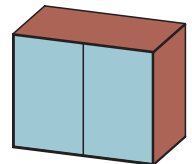
NO



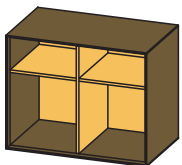
NO



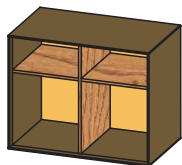
NO



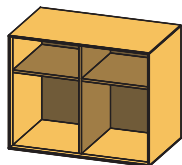
NO



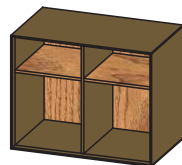
NO



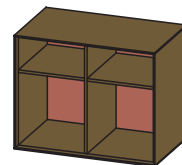
NO



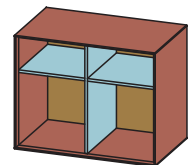
NO



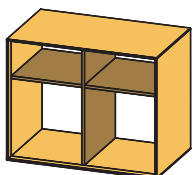
NO



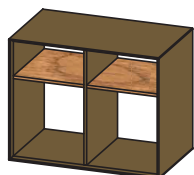
NO



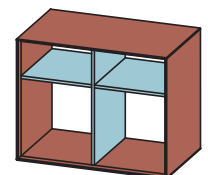
NO



NO



NO



NO

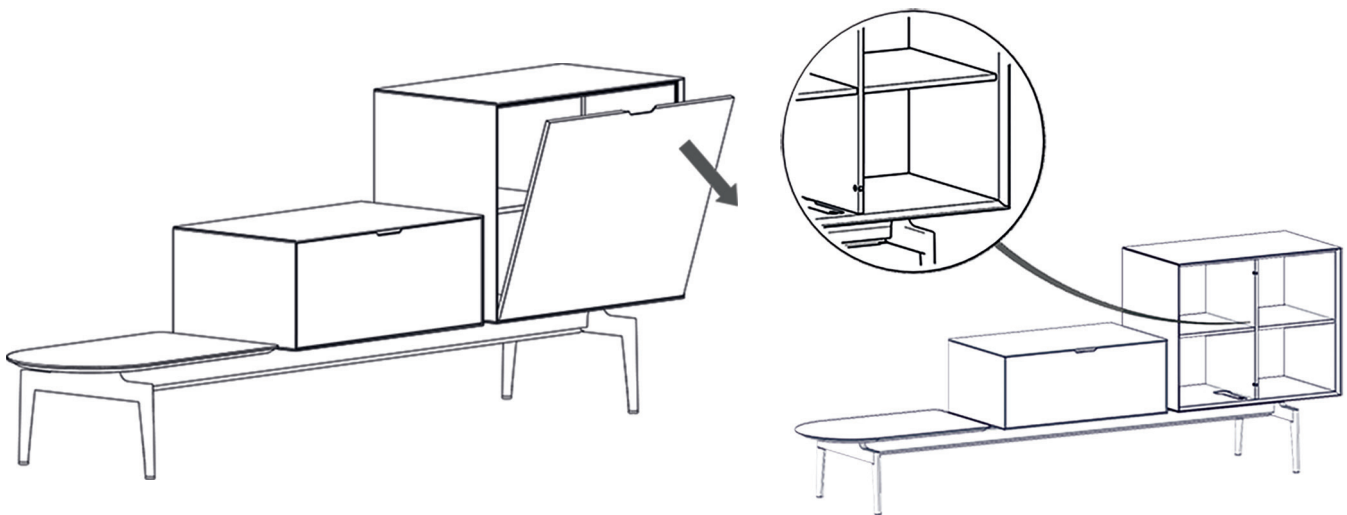
ELECTRIFICATION

The collection is characterised by an efficient wiring management through the storage modules and structures - with no visible cables - which gives it an elegant and clean look.

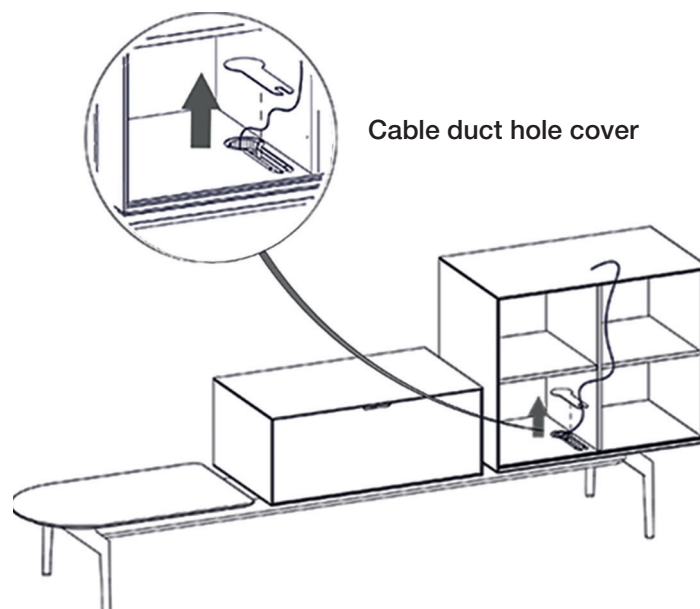
Management of electrical devices wiring

If the electrical device (lamp, television, modem, printer, etc.) is placed on top of the storage module or in the internal top shelf, the back of the container can be removed, which must be unlocked by means of a safety system that ensures its stability, to allow the plug to pass through.

The horizontal shelf leaves a space in relation to the back to allow the plug to pass into the lower compartment.



A hatch at the bottom of the container provides access to the technical compartment in the crossbar. A cover that matches the body and has a slot for the cable to pass through, allows the hatch to be covered.



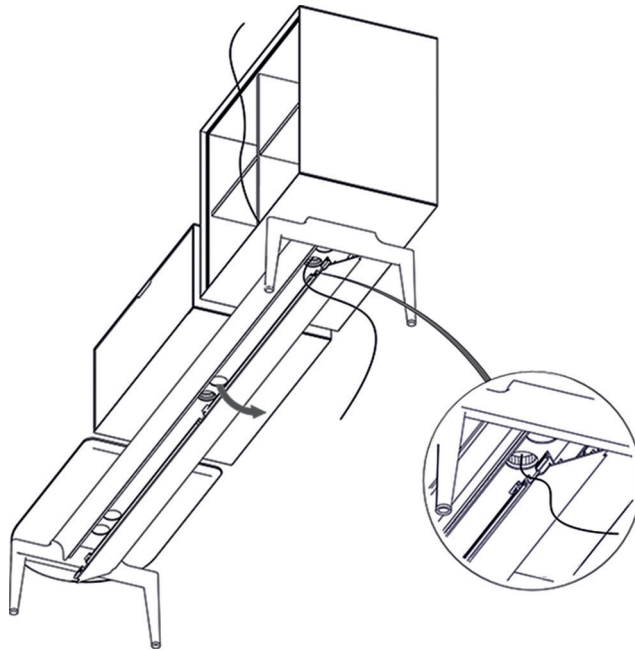
Semiton

The crossbar is provided with an opening flap that occupies the entire length of the crossbar. The flap can be opened from either side of the crossbar.

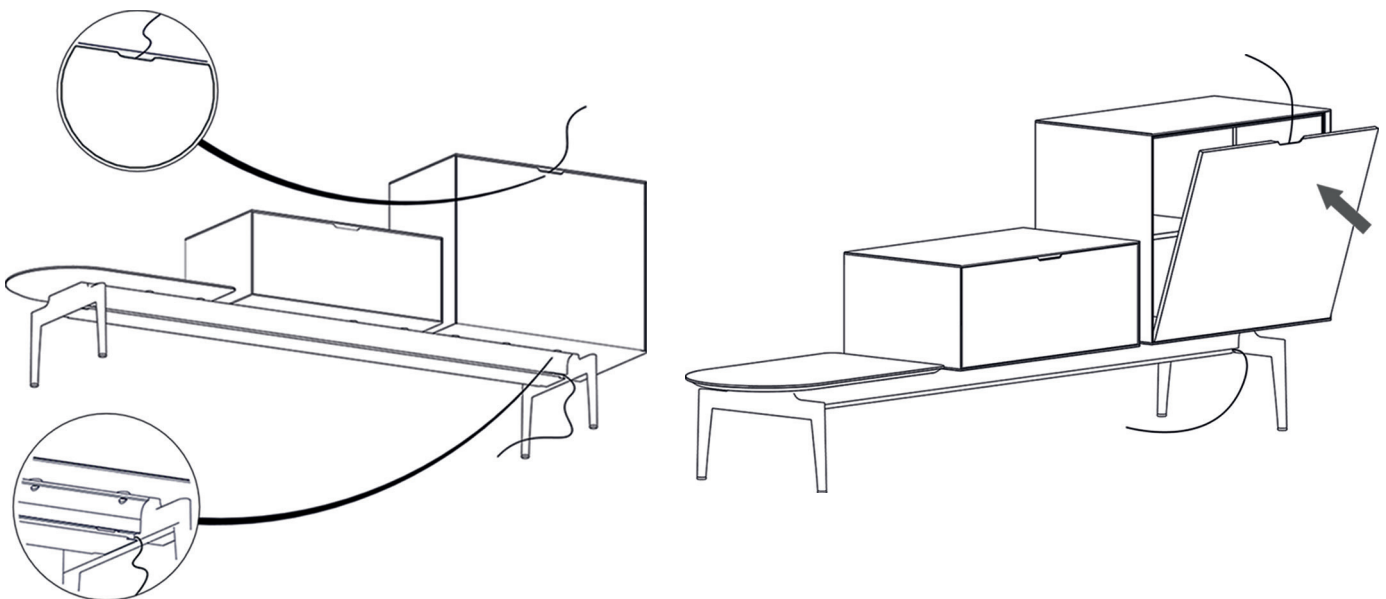
Cables can be completely concealed: the compartment inside the flap has space to accommodate all cables and can also accommodate a power strip to plug in the electrical devices.

The crossbar flap has three openings through which the cables that have to reach the mains supply can exit.

There is a space between the crossbar and the flap to conceal the cables in case the mains supply is not located at the openings.

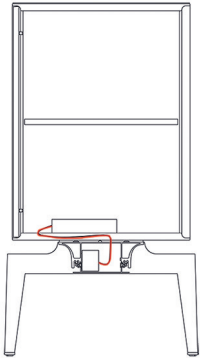


When the container back is put back in place, in order to conceal the cable, the cable is routed through the slot in the upper part of the back, thus ensuring an overall cleanliness.

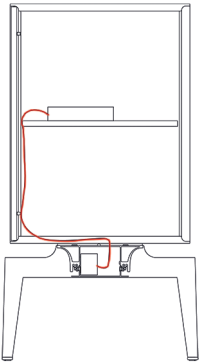


Various cable management possibilities for electrical devices

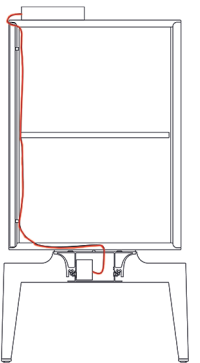
- 1** **Electrical appliance in the lower compartment of a through cabinet, open or with H 30 and H 60 hinged doors**



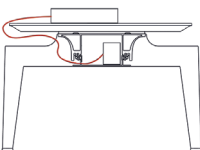
- 2** **Electric appliance in the upper compartment of an open or H 60 hinged door storage unit**



- 3** **Electric appliance above the open or H 30 and H 60 hinged doors storage unit**



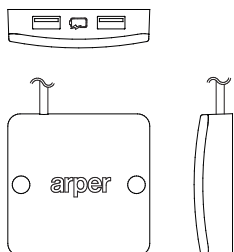
- 4** **Electrical appliance above the top module**



Electrification of storage modules and top modules

Accessory to be used

Art. 6001 – Universal USB power supply kit



The kit includes:

- No. 02 units each with 2 USB sockets
- No. 01 power supply unit
- No. 06 cable gland

Features:

- Dimensions: 7 x 7 x 2 cm
- Sockets: 2 USB-A + 2 USB-A
- Input: 250 V
- Output: 5 V DC / max. 2.4 A
- Plug: C8 connector
- Cable length: 1.9 m

Method for using the accessory and its position

All storage modules and top modules can be equipped with USB sockets through the use of the Universal USB Power Supply Kit.

The Art. 6001 kit can be installed under storage modules and top modules, with no fixed position.

The crossbar makes it possible to totally conceal the cable routing.

